





Unit Accessories

Catalog Number	
Comments	Type

Mounting Brackets and Shelves

For mounting of AS Series industrial emergency lighting units.

Mounting Brackets and Shelves		
Cat. No.	Type	Dimensions
WB-6	Bracket	—
6000	Shelf	11" H x 14" L x 8 $\frac{1}{8}$ " D
L-6	Shelf	11" H x 14" L x 8 $\frac{1}{8}$ " D



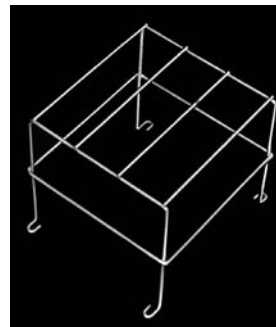
Vandal Resistant Shields

For protection against vandalism or accidental damage, a shield is offered. The shield prevents tampering with mountings and lamps. Order as separate line item.

Vandal Shields		
Cat. No.	For Use With	Dimensions (Outside)
VRS	EZ-2, LZ, LZ High Capacity, EXT-122-EM-K, EZ-2R Series	20" L x 10 $\frac{1}{2}$ " H x 7 $\frac{3}{4}$ " D
VRS-4X*	EZ-2R Series	
VRS3	LX, DK, Sempra and CV3 Series exits	15 $\frac{1}{2}$ " L x 11 $\frac{1}{2}$ " H x 4 $\frac{1}{2}$ " D

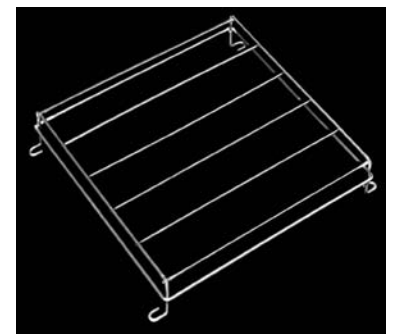
* VRS-4X supplied with a neoprene wall gasket

Wire Guards		
Cat. No.	For Use With	Dimensions (Inside)
WGLZ	LZ Series (except High-Capacity models)	6 $\frac{1}{4}$ " H x 14" L x 4" D
S6WG	Single Remote Heads	8" H x 8" L x 8" D
WGEL	EZ-2, EZ-2R and LZ High-Capacity Series, Twin Remote Heads, CV Series	8" H x 20" L x 8" D
40G	LM Series with top mounted heads, AS Series, N4X Series, CVEC Series (15 and 30 watt models) and NYXC tandem units	18 $\frac{1}{2}$ " H x 20" L x 12" D
41G	Delite Cylinder Series, HCX exits and CVEC Series (50 and 100 watt models)	21" H x 23" L x 15" D
WGLX	EXT-122-EM-K, Wall mount LX, LED and Sempra Series exits, Wall Mount CV3 Series	10" H x 14" L x 2 $\frac{1}{4}$ " D
WGLXC	Ceiling mount LX, LED, Sempra and CV3 Series exits	10 $\frac{1}{4}$ " H x 13 $\frac{3}{4}$ " L x 3 $\frac{1}{2}$ " D
WGLXE	End mount LX, LED and Sempra, CV3 and CVD Series exits	10 $\frac{1}{2}$ " H x 14 $\frac{1}{2}$ " L x 3 $\frac{1}{2}$ " D
WGTW	Wall mount LT, Freedom LED, CVT NYDC and NYX Series exits	16" H x 20" L x 7 $\frac{7}{8}$ " D
WGTCE	Ceiling or end mount LT, CVD, CVT and Freedom LED Series exits. Ceiling mount NYDC and NYX Series exits	20" H x 15 $\frac{1}{2}$ " L x 8" D
WG-MLT	Lite 2 Series, Wall mount LX, DK, Sempra DEX, CV3 and CVD Series exits	11 $\frac{1}{8}$ " H x 13 $\frac{3}{8}$ " L x 7" D



Wire Guards

Offered for most Dual-Lite emergency lights and exits. Constructed of heavy gauge steel, all wire guards are standard with chrome plating. Order as separate line item.



Hubbell Lighting, Inc.

Dual-Lite • www.dual-lite.com

A Hubbell Lighting, Inc. brand with representatives' offices in principal cities throughout North America.

Copyright © Hubbell Lighting, Inc. All Rights Reserved • Specifications subject to change without notice. • Printed in U.S.A.

0600685 Rev B 7/08