





# SlimLite® Series

## Emergency Lighting Unit

Catalog Number	
Comments	Type



Models available in black finish

The snap-together design of the injection molded housing and many other labor saving features make SlimLite truly "contractor friendly." SlimLite's aesthetic design incorporates a contemporary low profile appearance which facilitates its use in limited space, complementing today's interiors. A 6-volt premium grade sealed lead-calcium battery ensures maximum performance.

### Standard Features

- Easy to install
- Sleek, low profile design
- Flame rated, UV stable thermoplastic housing
- Bright white finish
- 6 volt, T-5 incandescent lamps
- Acrylic fresnel lens provides a focused beam pattern
- Adjustable lamp socket
- Maintenance-free battery
- Universal 120/277VAC operation
- Fully-automatic, temperature-compensated, solid-state charger
- Reverse polarity and short circuit protection
- AC lockout
- Low-voltage battery disconnect
- Test switch and AC-On light
- Temperature range: 20°C to 30°C (68°F to 86°F)
- Meets ADA specifications
- UL 924 Listed

### Model Number

**SL1** Standard Model (6V, 12W - 120/277V)

**SL1-V** Voltmeter Model (6V, 12W - 120/277V)

### Options (Add suffix to catalog number)

**-B** Black Housing

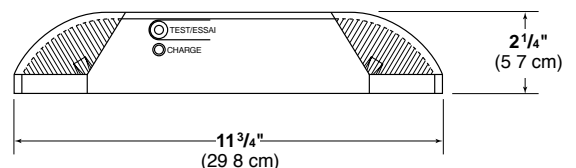
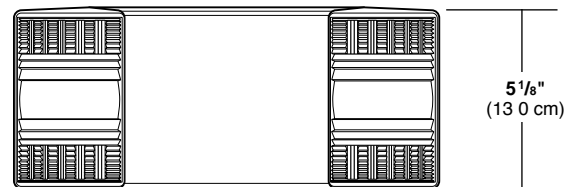
**-6H** 6 Watt Halogen Lamps

### Accessories (Order Separately)

**VRS** Vandal Resistant Shield

**WGLZ** Wire guard

### Dimensions



Hubbell Lighting, Inc.

## Specifications

# SlimLite Series

## Emergency Lighting Units

### Construction

**Unit and Lamp Housings:** Unit housing, back plate, lamp housings constructed of flame-rated, UV stable thermoplastic  
**Finish:** Textured white or black finish

### Illumination

**Lamp Type:** Incandescent wedge base type  
**Lamp Voltage:** 6 volts  
**Lamp Wattage:** 5.4 watts  
**Rated lamp life:** 100 hours

### Light Source

The unit is furnished standard with two 6 volt, 5.4 watt incandescent T-5 wedge base lamps. Adjustable lamp socket allows for maximum control of light distribution. Acrylic fresnel lenses provide a more focused beam pattern, generating more light at a greater distance than conventional lenses.

### Installation

**Unit Wall Mounting:** The unit back plate provides a universal knockout pattern for mounting to outlet box. Keyholes are also provided for securing unit housing to wall surface. A single knockout is provided on top of housing for surface wiring connection. Unit back plate mounts to 3 1/2", 4" octagon, or 4" square outlet boxes and standard plaster rings. A built-in quick connect AC plug in the back plate makes all AC connections when the unit is plugged in. Molded-in latches allow the unit to securely attach to the back plate without need for additional screws.  
**Wiring:** Built-in quick connect "AC" plug eliminates unnecessary wire connections.

### Operating Temperature Range

SL1 and SL1-V models: 20°C to 30°C (68°F to 86°F)

### Electronics

**Input:** 120/277VAC, 60 Hz. (standard)  
**Charger:** Constant voltage, current limited, temperature compensated type  
**Transfer:** Solid-state design  
**Built-in Protection:** Short circuit, reverse polarity, AC lockout, transformer isolation and low battery voltage disconnect  
**Battery Recharge Cycle:** Per UL time standards  
**Test Means:** Integral test switch  
**Indicators:** LED AC-On indicator

### Battery

**Type:** Maintenance-free, lead-acid

### Power Consumption

**120VAC:** 6.0 watts  
**277VAC:** 6.0 watts

### Compliances

UL 924  
 NFPA-101

### Warranty

	Unit and Electronics	Battery	
		Full	Pro-Rata
SL1, SL1-V	3 years	2 years	8 years

### Suggested Specifications

Self-contained emergency lighting unit shall be Model \_\_\_\_\_ constructed entirely of flame-rated thermoplastic in textured (white)(black) finish. A universal mounting plate shall allow fast, easy wall installation to 4" square or 3 1/2" and 4" octagon outlet boxes as well as standard plaster rings. A built-in quick connect AC plug in the back plate will make all AC connections when the unit is plugged in. Molded-in latches will allow the unit to securely attach to the back plate without need for additional screws. A universal transformer shall allow operation from 120 or 277VAC, 60 Hz sources. Lamp housings shall be fully directional. Emergency illumination shall be provided by two 6 volt, 5.4 watt T-5 incandescent lamps and shall be positioned on adjustable sockets to allow for the control of upward and downward light distribution. Emergency power source shall be a fully rechargeable, maintenance-free, lead-acid battery. Electronics shall include a solid state charger with regulated charge voltage, current limitation, temperature compensation, and short circuit protection. A low voltage disconnect and AC lockout will also be included in the electronics. During normal operation, the unit's charging circuit will maintain the battery at full capacity. Upon interruption of normal AC power, the unit shall automatically switch the emergency lighting load to the battery. Emergency power will be provided for a minimum of 90 minutes. During emergency operation, the battery shall be protected from deep discharge by a low-voltage battery disconnect circuit. Upon return of normal utility power the unit shall begin a recharge cycle. The charger will bring the battery to full capacity within acceptable UL time standards. A manual test switch will allow a user-activated test at any time.  
 Optional equipment will include: \_\_\_\_\_  
 Units must comply with all UL 924 and NFPA 101 Life Safety Code requirements.  
 Dimensions to be 5 1/8" (13.0 cm) high x 11 3/4" (29.8 cm) wide (max.) x 2 1/4" (5.7 cm) deep.

### Product Selector Guide

Base Catalog Number	Electrical									
	Output Volts	Output Watts				AC Input			Standard Lamp	Remote Capability
		1.5 Hours	2 Hours	3 Hours	4 Hours	Volts	Amps	Watts		
SL1, SL1-V	6	12	--	--	--	120	.05	6.0	5.4W	No
						277	.02	6.0		

### Dual-Lite • www.dual-lite.com

A Hubbell Lighting, Inc. brand with representatives' offices in principal cities throughout North America.

Copyright © Hubbell Lighting, Inc., All Rights Reserved • Specifications subject to change without notice. • Printed in U.S.A.

93007073 10/07